Santa Barbara Airport

Monthly Totals & Trends

50	537	9,348	302
Distinct Households	Complaints	Complaints YTD	Distinct Households YTD

By Neighborhood

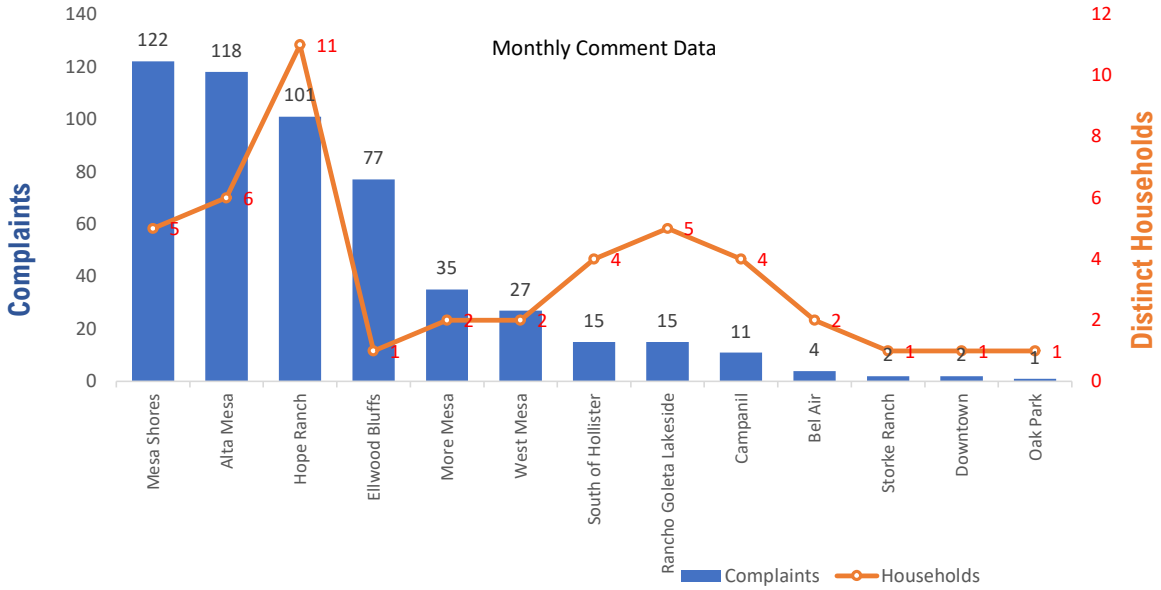

NEIGHBORHOOD	DISTINCT HOUSEHOLDS	COMPLAINTS	AVG COMPLAINTS/ HOUSEHOLD
Hope Ranch	11	101	9.2
Alta Mesa	6	118	19.7
Mesa Shores	5	122	24.4
Rancho Goleta Lakeside	5	15	3.0
South of Hollister	4	15	3.8
Campanil	4	11	2.8
More Mesa	2	35	17.5
Bel Air	2	4	2.0
West Mesa	2	27	13.5
Westside	1	1	1.0
Old Town Goleta	1	1	1.0
East Mesa	1	1	1.0
Oak Park	1	1	1.0
Rancho Embarcadero	1	3	3.0
Goleta Valley	1	1	1.0
Ellwood Bluffs	1	77	77.0
Storke Ranch	1	2	2.0
Downtown	1	2	2.0
Totals	**50**	**537**	**10.7**

Complaint Breakdown: Time of Day

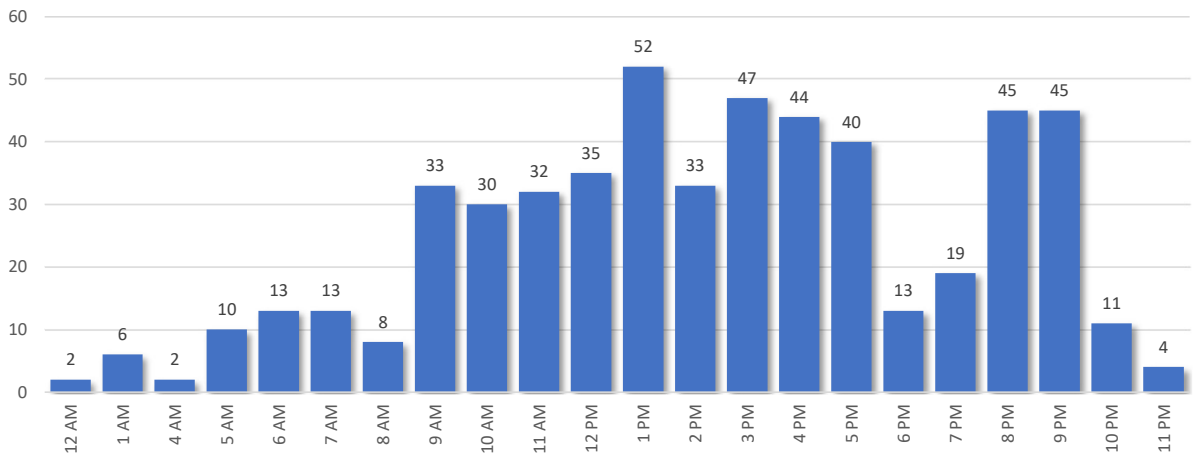
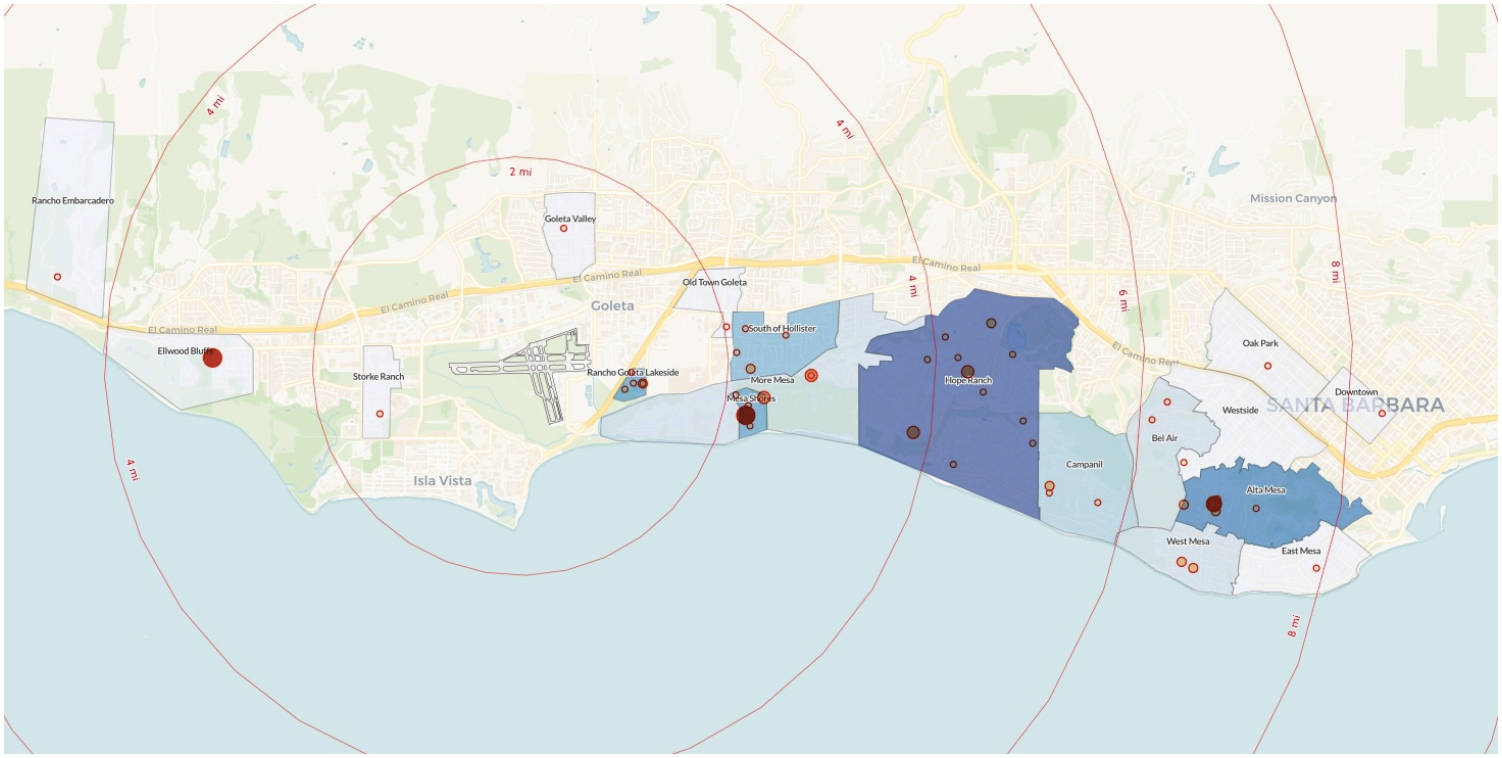
Noise Comment Map: By Neighborhood